



YARRABEE & CASTLEMAINE STONE

LIMESTONE SPECIFICATION



2021

Yarrabee & Castlemaine Stone

WHEN EXPERIENCE MATTERS

“Yarrabee Slate”, open as a family owned and operated business in 1978. At that time, indoor slate floors were very popular. Slate was sourced from India and Africa and accounted for more than 95% of our business.

As the Melbourne landscape industry developed and flourished, products better suited to outdoor applications were added. This began with Sandstone and now incorporates a vast range of beautiful natural stone from Italy, Greece, China, Spain, India, Egypt, Cambodia and Oman.

In 1953, a vein of a very beautiful and unique stone was found in the hills not far from Castlemaine, and the Castlemaine Slate and Stone Quarry was created.

In 2005, Yarrabee Slate acquired the quarry and Yarrabee & Castlemaine Stone Solutions was born. Today it is one of Australia’s most iconic natural stone products.

At Yarrabee, we are dedicated to ensuring our customers and partners are successful through a strong focus on our 5 “etched in stone” principals:

- Provide the best purchasing experience possible
- Delivering the best possible project outcome
- Supplying only quality products
- Always provide accurate and truthful information
- Provide an outstanding level of service and care



OVERVIEW

Limestone comes in many forms, colours and textures. Despite their common name, Limestone, they can be vastly different in many ways. They have varied strength, varied porosity, varied salt tolerance levels and so on.


The surface texture/treatment also has an impact not only on appearance but importantly on the slip resistance of the paving and pool coping.

Yarrabee's Limestone range comprises paving tiles, step treads and pool coping. Some limestones have been tumbled to produce an aged and weathered look with real old-world charm. Some lightly honed while others are sandblasted or even acid etched to produce unique appearance and excellent non-slip properties.

As with all Yarrabee drop faced copers, they are cut from a solid piece of stone - there is **NO** mitring and gluing as we believe that the permanence of the adhesion cannot be guaranteed.

Limestone is an ideal choice for general pedestrian paving and is particularly suited to pool surrounds and pool coping where comfort under foot is paramount. Limestones do not over heat under foot even on a sunny 35 degree day.

We stock ten diferent Limestones, three of which are available in two different surface finishes - great where a seamless flow from inside to outside is wanted.



SITELLA

Profile	Size
Tile	900 x 600 x 20 mm <i>in both antique and honed</i>
Dropface Coper	900 x 400 x 30/50 mm <i>Antique finish only</i>
Square Edge Coper	900 x 400 x 30 mm <i>Antique finish only</i>
Slip Rating:	P5 - Antique finish P4 - Honed finish
Salt Suitable:	Yes

A beautiful and refined limestone imported from Spain, Sitella has a soft grey tone with a faded ripple giving it a very unique and subtle look.

Sitella is stocked in two surface finishes:

"Antique" which is lightly etched to produce excellent slip resistance for use around swimming pools and for all general external paving projects.

"Honed" is a smoother but flat finish, a little easier to run a mop over indoors.

The two surfaces can abut each other to transition from indoors to out with next to no visible difference.



WILLOW

Another beautiful and refined limestone imported from Spain, Willow has a warmer fawn/wheat tone which works beautifully with natural timbers and rockwork.

Willow is stocked in two surface finishes:

"Antique" which is lightly etched to produce excellent slip resistance for use around swimming pools and for all general external paving projects.

"Honed" is a smoother but flat finish, a little easier to run a mop over indoors.

The two surfaces can abut each other to transition from indoors to out with next to no visible difference.

Profile

Size

Tile 900 x 600 x 20 mm
in both antique and honed

Dropface Coper 900 x 400 x 30/50 mm
Antique finish only

Square Edge Coper 900 x 400 x 30 mm
Antique finish only

Slip Rating: P5 - Antique finish
P4 - Honed finish

Salt Suitable: Yes



SINAI



Profile	Size
Tile	900 x 600 x 20 mm
French Pattern	See page 14
Provincial Pattern	See page 15
Free length	See page 16
Dropface Coper	600 x 400 x 30/50 mm
Square Edge Coper	600 x 400 x 30 mm

Slip Rating: P5
Salt Suitable: Yes

Our most popular limestone is Sinai. Sourced from Egypt, this beautiful lightly distressed limestone has been tumbled to add age and character then sandblasted to soften the already subtle natural tonal variations with this stone.

Sandblasting also ensures great slip resistance for pool side use or for any outdoor paving applications. Still light enough in colour to ensure comfort on the feet even on the hottest of days.

All dropface copers are a 30mm tile with a 50mm drop. Additional and custom sizes are available upon request.



SAKANI

Acid etched and tumbled, this beautiful Egyptian Limestone has blended shades through coffee, to taupes to greys- a truly unique limestone.

A little deeper in tone than the Sinai and Asyut, the Sakani's mottled blend of shades gives it some real "natural stone" character.

Superb under foot for pool areas and doesn't overheat. Sakani is stocked in pattern form only but set sizes can be arranged with adequate lead time.

All dropface copers are a 30mm tile with a 50mm drop. Additional and custom sizes are available upon request.

Profile

Size

Tile	900 x 600 x 20 mm
French Pattern	See page 14
Provincial Pattern	See page 15
Free length	See page 16
Dropface Coper	600 x 400 x 30/50 mm
Square Edge Coper	600 x 400 x 30 mm

Slip Rating: P5

Salt Suitable: Yes



ASWAN

Profile	Size
Tile	600 x 400 x 20 mm
Tile	600 x 600 x 20 mm
Tile	800 x 400 x 20 mm
French Pattern	See page 14
Dropface Coper	600 x 400 x 30/50 mm
Square Edge Coper	600 x 400 x 30 mm
Square Edge Coper	600 x 600 x 30 mm

Slip Rating: P4
Salt Suitable: Yes

Aswan is a warm softly toned limestone from Egypt.

Aswan Limestone is tumbled and lightly honed to present an aged and weathered look while maintaining slip resistance for all external paving applications.

Very cool & comfortable underfoot, Aswan is perfect for pool surrounds.

All dropface copers are a 30mm tile with a 50mm drop. Additional and custom sizes are available upon request.



ASYUT

Asyut is one of our most popular products. Being light in tone with a faint hint of warmth, this sandblasted surface has a great look and is exceptional around swimming pools. The surface is slip resistant and particularly comfortable and cool under foot.

This stone is tumbled and sandblasted giving it a very subtle and soft look.

All dropface copers are a 30mm tile with a 50mm drop. Additional and custom sizes are available upon request.

Profile	Size
Tile	600 x 400 x 20 mm
Tile	900 x 600 x 20 mm
French Pattern	See page 14
Provincial Pattern	See page 15
Free length	See page 16
Dropface Coper	600 x 400 x 30/50 mm
Dropface Coper	900 x 400 x 30/50 mm
Square Edge Coper	600 x 400 x 30 mm
Square Edge Coper	900 x 400 x 30 mm
Slip Rating:	P5
Salt Suitable:	Yes



Profile	Size
Tile	600 x 400 x 20 mm
French Pattern	See page 14
Dropface Coper	600 x 400 x 30/50 mm
Square Edge Coper	600 x 400 x 30 mm

Slip Rating: P5
Salt Suitable: Yes

Esna is another Egyptian Limestone in a soft fawn tone. It is tumbled and lightly honed to present an aged and weathered look while maintaining slip resistance for all external paving applications.

Very cool & comfortable underfoot, Esna is perfect for pool surrounds and outdoor entertaining area. Can also be used for internal flooring.

All dropface copers are a 30mm tile with a 50mm drop. Additional and custom sizes are available upon request.



EDFU

This popular Limestone has been tumbled and acid etched to present a finish which is lightly distressed but incredibly comfortable on the feet around a pool.

A soft warm and subtle light coffee tone with fine dark flecks- which are not noticeable until you look closely- this stone works in most situations.

All dropface copers are a 30mm tile with a 50mm drop. Additional and custom sizes are available upon request.

Profile	Size
Tile	900 x 600 x 20 mm
French Pattern	See page 14
Provincial Pattern	See page 15
Free length	See page 16
Dropface Coper	900 x 400 x 30/50 mm
Square Edge Coper	900 x 400 x 30 mm
Slip Rating:	P5
Salt Suitable:	Yes



ASPEN



Profile	Size
Tile	900 x 450 x 20 mm <i>in both sandblasted and sandblasted & brushed</i>
Dropface Coper	900 x 400 x 30/50 mm <i>Antique finish only</i>
Square Edge Coper	900 x 400 x 30 mm <i>Antique finish only</i>
Slip Rating:	P4 - Sandblasted P3 - Sandblasted & Brushed
Salt Suitable:	Yes

Perhaps our most exquisite Limestone, Aspen is sourced direct from the quarry in Oman. State of the art equipment at the source ensures that this product is beautifully cut and finished to a quality second to none.

From a safety (slip) perspective, the finely "Sandblasted" finish is suitable for use as pool coping and paving while the "Sandblasted and Brushed" finish is better suited to indoor applications.

Differences in appearance and feel are almost indistinguishable making this stone an ideal selection when transitioning seamlessly from indoors to outdoors.

Very light and clean in colour, this look superb against the stunning water colour achieved white a white tiled pool or a white fibreglass shell.



CALICO

A granular limestone with the hint of the warmth of colourful coral. This off- white base has very subtle overtones of coral pinks.

A warm and uplifting product with great slip resistance and salt tolerance, Coral is beautiful around the pool and outdoor living area.

All dropface copers are a 30mm tile with a 70mm drop. Additional and custom sizes are available upon request.

Profile**Size**

Tile

800 x 400 x 20 mm

Dropface Coper

800 x 400 x 30/70 mm

Square Edge Coper


800 x 400 x 30 mm

Slip Rating:

P5 - Honed

Salt Suitable:

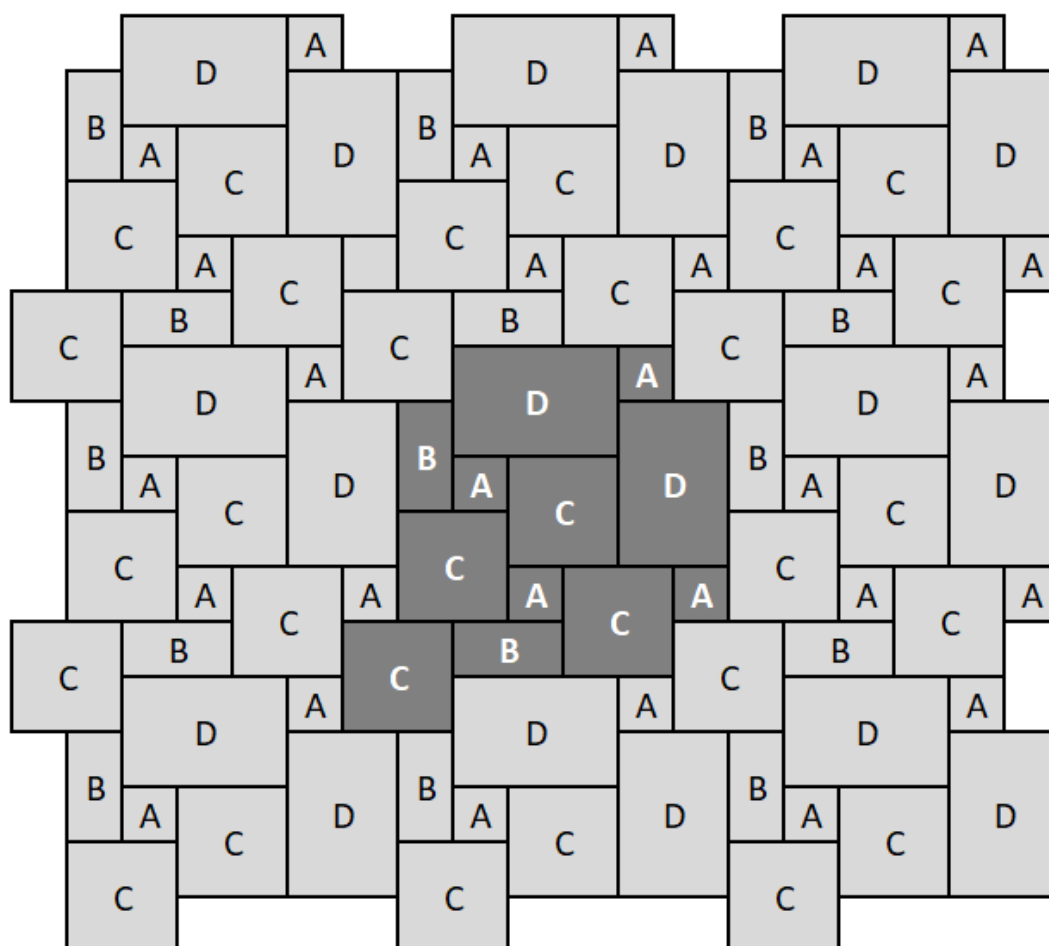
Yes



FRENCH PATTERN

Tile	Size	Qty
A	200 x 200 x 20 mm	4
B	400 x 200 x 20 mm	2
C	400 x 400 x 20 mm	4
D	600 x 400 x 20mm	2

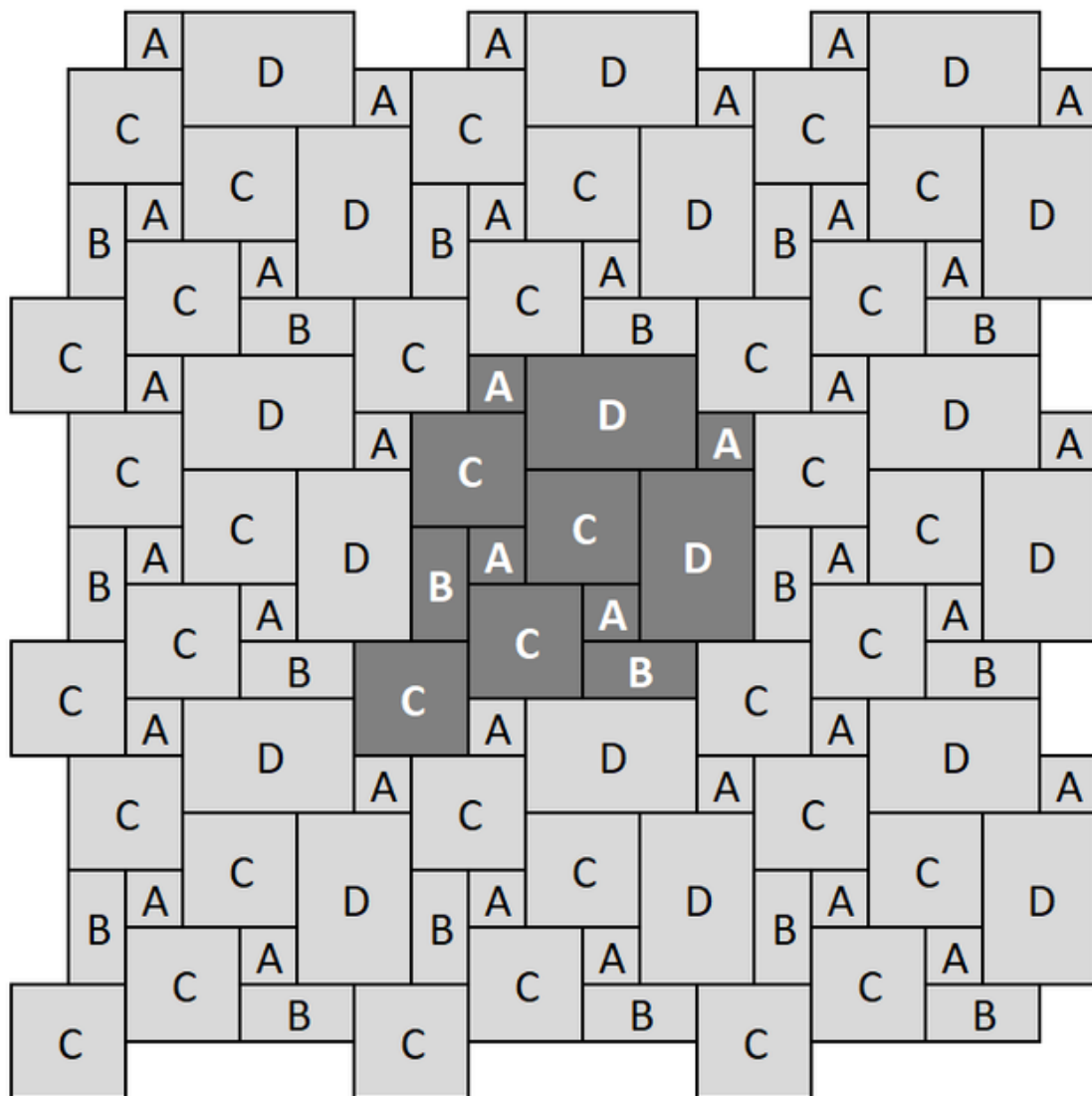
12 tile module = 1.44 m²



PROVINCIAL PATTERN

Tile	Size	Qty
A	300 x 300 x 20 mm	4
B	600 x 300 x 20 mm	2
C	600 x 600 x 20 mm	4
D	900 x 600 x 20mm	2

12 tile module = 3.24 m²



FREE LENGTHS

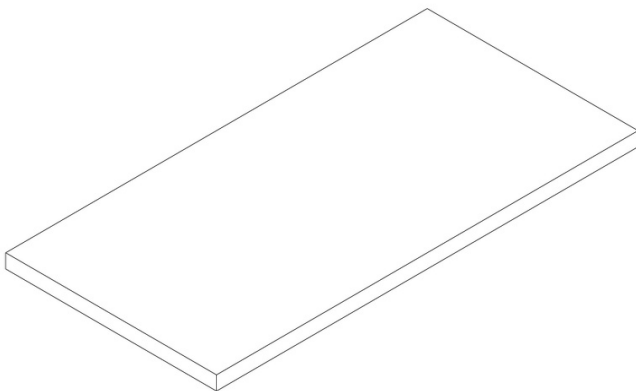
Free length patterns are a random assortment of 650, 750 and 900mm lengths tiles. While the lengths vary, all tiles are 600mm wide and 20mm thick.

All free lengths are sold by the square metre.

PROFILES

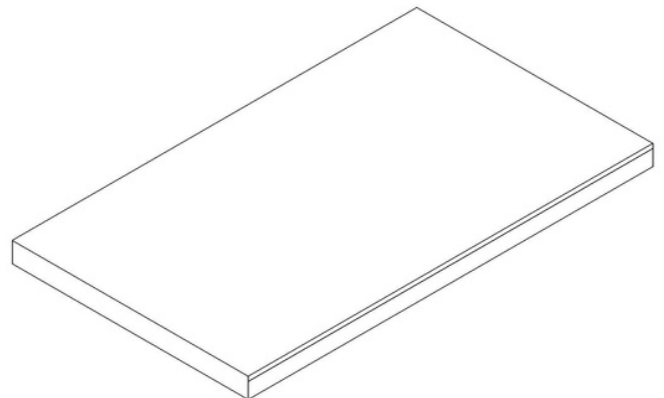
Standard Tile

Standard tiles have only the top of the tile finished.



Square Edge Coper

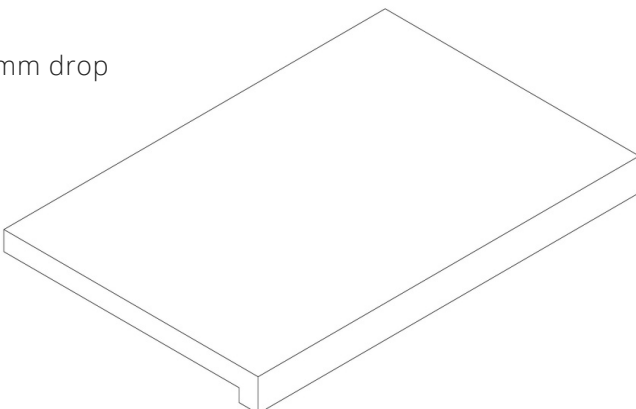
The long edge of the stone has been chamfered along the top and bottom edges and dressed to the same finish as the top surface of the stone.



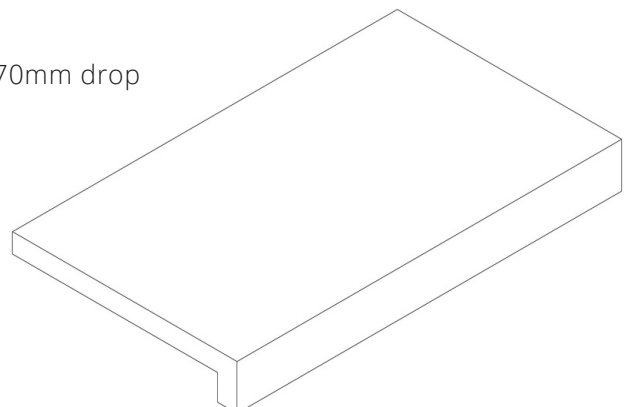
Drop Face Coper

The drop face coper is cut from a solid piece of stone. The top and the drop face are both dressed to the same finish as the paving for consistency of appearance.

50mm drop



70mm drop



YARRABEE & CASTLEMAINE

1696 Dandenong Road
Oakleigh East 3166
Victoria Australia

03 9535 1500
sales@yarrabee.com.au

www.yarrabee.com.au