



YARRABEE & CASTLEMAINE STONE

BLUESTONE SPECIFICATION



2021



Yarrabee & Castlemaine Stone

WHEN EXPERIENCE MATTERS

“Yarrabee Slate”, open as a family owned and operated business in 1978. At that time, indoor slate floors were very popular. Slate was sourced from India and Africa and accounted for more than 95% of our business.

As the Melbourne landscape industry developed and flourished, products better suited to outdoor applications were added. This began with Sandstone and now incorporates a vast range of beautiful natural stone from Italy, Greece, China, Spain, India, Egypt, Cambodia and Oman.

In 1953, a vein of a very beautiful and unique stone was found in the hills not far from Castlemaine, and the Castlemaine Slate and Stone Quarry was created.

In 2005, Yarrabee Slate acquired the quarry and Yarrabee & Castlemaine Stone Solutions was born. Today it is one of Australia’s most iconic natural stone products.

At Yarrabee, we are dedicated to ensuring our customers and partners are successful through a strong focus on our 5 “etched in stone” principals:

- Provide the best purchasing experience possible
- Delivering the best possible project outcome
- Supplying only quality products
- Always provide accurate and truthful information
- Provide an outstanding level of service and care

STANDARD TILES

Bluestone (basalt) is renowned for being a timeless natural material, which never goes out of fashion. It is one of the most popular stones for any application due to its aesthetic appeal, durability and ease of maintenance.

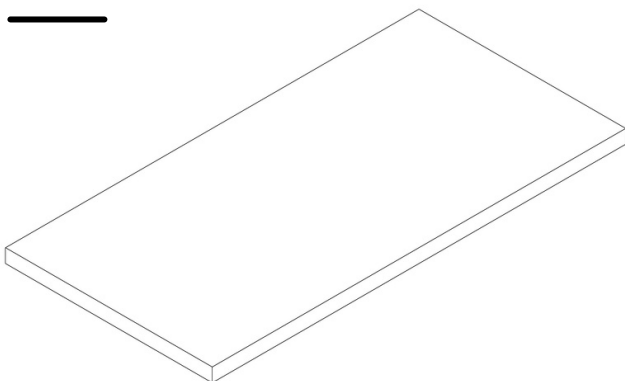
Bluestone is mined in many countries across the world. And like all natural stone categories, no two bluestones are the same. Some have complex mineral make up which can cause discolouration - iron for instance tends to rust. Others lack compressive and flexural strength.

Additional and custom sizes are available upon request.

Size	Thickness	Finish
600 x 300mm	20mm	Sawn
600 x 600mm	20mm	Sawn
800 x 400mm	20mm	Sawn
1000 x 500mm	20mm	Sawn

Slip Rating: P5
Salt Suitable: Yes

Profile



Our Bluestone is sourced from only one quarry. This quarry has been specifically selected as the bluestone exhibits all the premium qualities bluestone has to offer. Independent testing confirms the quality of Yarrabee bluestone is equal to or exceeds the quality locally produced basalt bluestone.

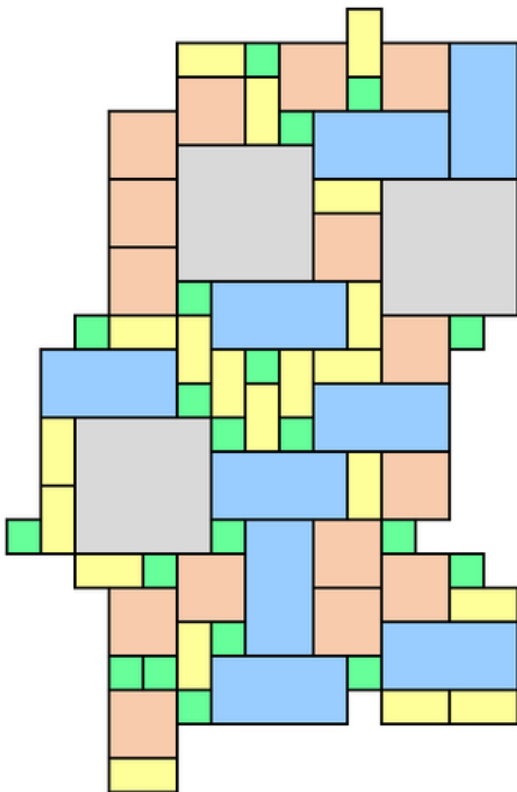
Standard tiles are suitable for a variety of indoor and outdoor applications and environments. They are an ideal choice for general pedestrian paving and driveways.



MODULAR PATTERN

Configuration

Quantities of each size are supplied to cover the area in the laying pattern. Individual pieces can be supplied to deal with minor adjustments as needed.




To add some character to the project, a pattern can be used to soften the formality of all the straight lines of a standard tile look. Where the earthiness of a random or crazy paving is too rustic but a more relaxed look is wanted, Yarrabee Modular is the perfect compromise.

Our Modular Bluestone is cut to achieve a 4mm grout joint throughout to produce a neat and clean finish with relaxed lines.

Size	Thickness	Finish	Qty
198 x 198mm	20mm	Sawn	20
198 x 400mm	20mm	Sawn	20
400 x 400mm	20mm	Sawn	17
804 x 400mm	20mm	Sawn	9
804 x 804mm	20mm	Sawn	3

Note: Quantity allows for 10 sqm area inclusive of 4mm grout joints

Slip Rating: P5
Salt Suitable: Yes



DROPFACE COPING

A drop face coper is made by cutting a slice from the underside of a 70mm thick piece of solid bluestone. This creates a 30mm tile with a 70mm "drop" at one edge, creating the impression of a 70mm thick solid stone making it ideal for pool edges.

The top of the tile and the 70mm face are both dressed to the same finish as the paving for consistency of appearance.

A 70mm drop is important in creating a structurally solid pool coping. Larger than 70mm looks out of proportion on an average domestic pool while 50mm a little insignificant.

Yarrabee drop face copers are cut from a solid piece of stone. There is NO mitring and gluing as we believe that the permanence of the adhesion cannot be guaranteed.

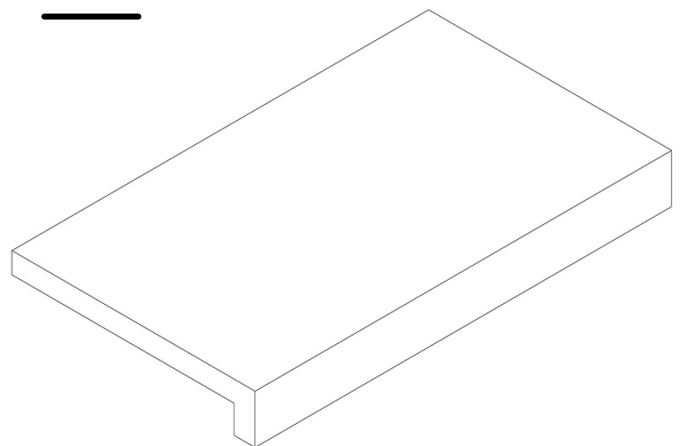
Additional and custom drop face coper sizes are available upon request.



Tile Size	Tile Thickness	Drop Length	Drop Thickness
600 x 350mm	30mm	70mm	30mm
800 x 400mm	30mm	70mm	30mm

Finish: Sawn
Slip Rating: P5
Salt Suitable: Yes

Profile



SQUARE EDGE COPING



Bluestone treads and pool copings are available in a square edge / step tread coping.

Square Edge is defined as having a chamfer applied to one long edge of the stone along both the top and bottom edges. The edges have been finished to the same appearance as the top surface of the stone.

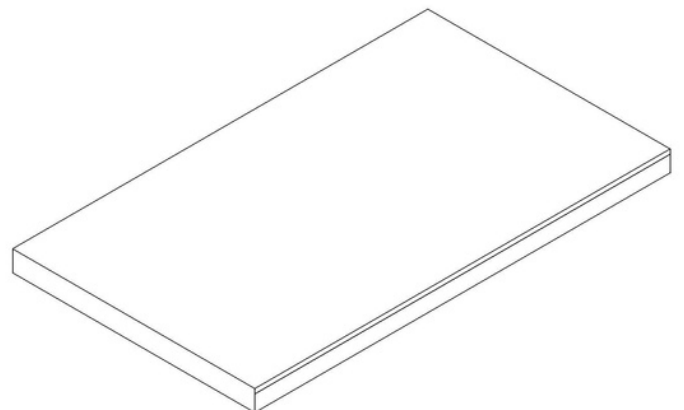
Standard thickness for Square Edge coping is 30mm.

Additional and custom sizes are available upon request.

Size	Thickness	Finish
600 x 350mm	30mm	Sawn
800 x 400mm	30mm	Sawn

Slip Rating: P5
Salt Suitable: Yes

Profile



PLANKS

Bluestone Planks provide something a little different and add a new dimension to any garden.

Bluestone planks come as individual planks or in prepacked sets. The sets combine a mix of the standard sizes and are configured to produce a broken pathway 5 meters long when laid with a 100mm space between each piece.


Edges are clean sawn and the surface is sawn to produce sound slip resistance. All planks are 30mm in thickness and can be laid interspersed with plants, pebbles, granular products or even set into exposed aggregate in driveways to add a stunning feature.

Size	Thickness
1400 x 150mm	30mm
1400 x 250mm	30mm
1400 x 450mm	30mm
1600 x 150mm	30mm
1600 x 250mm	30mm
1600 x 450mm	30mm
1800 x 150mm	30mm
1800 x 250mm	30mm
1800 x 450mm	30mm

Finish:	Sawn
Slip Rating:	P5
Salt Suitable:	Yes

Configuration

5 linear metre plank layout contains 2 pieces of each length (1400, 1600 and 1800) in both 150mm and 250mm widths plus one piece in each length in 450mm width.



BLUESTONE ORGANICS

RANDOM / CRAZY PAVING

For a more relaxed and earthy look, Random (Crazy paving) Bluestone offers a great alternative.

Unlike locally sourced Random Bluestone, which is usually comprised of off cuts from slabs with one or more sawn straight edges, Yarrabee Random Bluestone is totally organic in shape.

Bluestone tiles (e.g. 600x300) can be used to “tidy” the edges around a paving area or on a driveway edge to enclose the random paving to add a touch of formality.

Approx Size	Thickness	Finish
200-700 x 200-700mm	20mm	Sawn

Slip Rating: P5
Salt Suitable: Yes

STEPPERS

To span the space through gardens or lawns between two hard surfaces, bluestone organic steppers are a great option.

Selected basalt boulders in “cigar” shapes are sliced like a bread roll to produce natural rounded to oblong pieces of stone ideal to form that casual pathway.

Larger/thicker feature pieces up to 200mm thick to order.

Approx Size	Thickness	Finish
600 x 600mm	20mm	Sawn
1000 x 700mm	30mm	Sawn

Slip Rating: P5
Salt Suitable: Yes



YARRABEE
& CASTLEMAINE

1696 Dandenong Road
Oakleigh East 3166
Victoria Australia

03 9535 1500
sales@yarrabee.com.au

www.yarrabee.com.au